

PRODUCT RANGE

CONDENSATE REMOVAL PUMPS

AIR CONDITIONING

HEATING

REFRIGERATION

Asia Pacific

USA

Europe

Africa



 **sauermann**[®]

FRANCE - ITALY - UNITED KINGDOM - GERMANY - IBERIAN PENINSULA - SCANDINAVIA, RUSSIA AND BALTIC COUNTRIES - USA - CHINA - HONG KONG

www.sauermannpumps.co.uk

SAUERMANN®, A REFERENCE BRAND FOR OVER 30 YEARS :

1976 : Creation of Sauermann Industrie S.A. (France)

2006 : The Sauermann® group is made up of 7 international subsidiaries and 2 sales offices established in Europe, America and Asia.

Sauermann® entrenches, within its corporate culture, its ambition to be the privileged partner of its customers and commits itself, through the skills and experience of its workforce, to attaining qualitative excellence, technological innovation and adopting an eco-friendly and socially responsible corporate policy.

In 2009, customer satisfaction remains the core value of the group.

Sauermann®, determined to go beyond simple awareness, adopts a programme of actions formalised by a **3-point commitment** :

Conceiving the innovations of the future: by continuously investing heavily in Research and Development programmes and by adhering to a policy of technical excellence, the Sauermann® Group is committed to offering its customers products that, from their conception to their use and from their very core to their final design, reflect innovation at its best.

Imagining the environment of the future: by integrating the principles of sustainable development as part of the company's decision making process and by elaborating products stemming from eco-design, the Sauermann® Group affirms its voluntary approach. Its aim, through its policy of socially responsible corporate behaviour, is to put in place all necessary means to contribute actively to preserving our environment.

Developing the quality policy of the future: by unflinching reinforcing the permanent control of its products, the continuous improvement of its services and the efficiency of its After Sales Service, the Sauermann® Group places listening to its customer at the heart of its quality policy.

*The company and its production sites are AFAQ, TÜV and IQ Net certified. Its products are CETLUS and CE certified and comply with the **RoHS and WEEE** European Directives.*



NEW



NEW BRACKET
Delta Pack: p.4

NEW



NEW CENTRIFUGAL PUMP
SI 1830: p.12



CONDENSATE LIFT PUMPS ... FAQ

What are condensates ?

Air conditioning, industrial refrigeration and condensing heating units lead to the formation of condensates (drops of water are produced by the flow of warm, humid air over the evaporator).

What are condensate removal pumps used for ?

Condensate removal pumps, comprising a pump unit and an independent or built-in detection system, enable, in the absence of any slope (gravity flow), condensation water to be evacuated towards a waste water system.

What are the advantages of condensate pumps ?

Condensate pumps enable the interior aesthetics of the installation to be respected by avoiding the presence of unsightly pipe work. Condensate pumps are equipped with non return valves that limit the risk of bacterial contamination caused by the stagnation and return of waste water

The installation is simple, easy and secure thanks to detection systems.

What technology is used ?

Condensate removal pumps can be mono or bi blocks and operate according to 4 different technologies.

1. Oscillating piston pumps

A piston sucks up then evacuates the condensate water.

2. Centrifugal pumps

A turbine evacuates the condensate water. Designed to cope with high flow rates, centrifugal pumps are suitable for evacuating condensates known as "charged" condensates.

3. Peristaltic pumps

The compression of a pipe by a roller draws off the condensates, whether charged or not. The pumps are self-priming and can operate without water. They must not be operated continuously.

4. Membrane pumps

The movement of a membrane, generated by 4 pistons, evacuates the condensate water, whether charged or not.

To find a pump suitable for your application and help with the installation, use our installation guide or check out our web site www.sauermannpumps.co.uk



RAPID PLUG IN CONNECTION



SI 1082

MINI PISTON PUMP

for air conditioners up to **10 kW**

TECHNICAL CHARACTERISTICS

Max flow rate	8 l/h
Max discharge head	6 m
Mains supply	230 V~ 50/60 Hz - 10 W
Alarm contact	NC 8 A resistive - 250 V
Thermal protection (overheating)	90° C
Detection	integrated
Detection levels in mm	On: 18, Off: 12, Alarm: 21
Protection	IP 54
Sound level at 1 m*	21.5 dBA
Safety standards	CE
RoHS and WEEE directives	compliant

Ref. Sauermann SI 1082 **SI1082SIUN23**

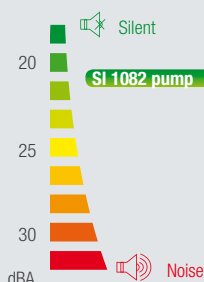
Dimensions in mm	Length	Width	Height
Pump	66	44	77

Kit contents : pump / 1.5 m cable / metal mounting bracket with flexible rubber dampeners / rubber inlet tube: Ø 15 int. x 35 mm / vent pipe Ø 4 mm.

Actual flow rates in l/h, using Ø 6 mm pipework

Discharge head	Total pipe length			
	5 m	10 m	20 m	30 m
1 m	6.8	6.3	5.3	4.3
2 m	5.5	5.0	4.1	3.2
3 m	4.2	3.8	3.0	2.5
4 m	3.0	2.6	2.2	2.0
5 m	2.2	2.0	1.8	1.5
6 m	0	1.4	1.2	1.0

SOUND LEVEL*



* In accordance with EN ISO 3744. Measured by the LNE, French National Metrology and Test Laboratory, on the pump operating alone with water.

AIR CONDITIONING

WALL SPLIT SYSTEMS

CONSOLE UNITS / FAN COILS

CEILING SUSPENDED UNITS / DUCTED UNITS

MONO BLOCK, COMPACT DESIGN, LOW SOUND LEVEL

Mono block piston pump with a built in 3 level detection unit. Its compact design make it ideal for fan coils and under ceiling systems. Supplied with a reversible anti vibration mounting bracket, this pump is **one of the quietest condensate pumps on the market.**

Replacement pump for Delta Pack

BENEFITS

Low sound level

Compact design

No filter – low maintenance

Easy assembly

Plug in power supply:

easy to install /maintain

Reversible anti vibration mounting bracket

RECOMMENDED ACCESSORIES



ANTI-SIPHONING KIT

ACC 00214: to prevent siphoning



DRAIN FITTING

ACC 00205: 6 self-sealing fittings to discharge fittings



RUBBER ELBOW


ACC 00208: rubber elbow 90° Ø 15 x Ø 15 mm.



RUBBER HOSE

ACC 00209: «S» type rubber hose, Ø 15 x Ø 15 mm.

New
bracket



DELTA PACK DELTA PACK PLUS

READY TO FIT ASSEMBLIES
for **10 kW** (Delta Pack) up to **20 kW** (Delta Pack Plus)
wall-mounted air conditioners

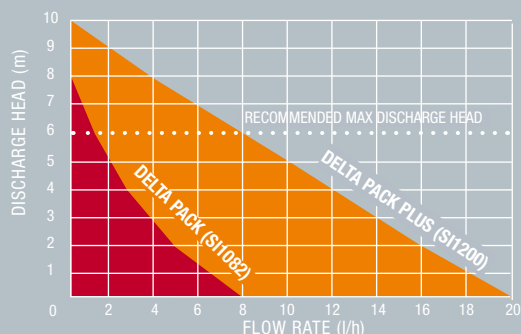
TECHNICAL CHARACTERISTICS

	DELTA PACK (SI 1082)	DELTA PACK PLUS (SI1200 pump)
Max flow rate	8 l/h	20 l/h
Max discharge head	6 m	
Mains supply	230V~ 50/60 Hz - 10W	230V~ 50/60 Hz - 18W
Alarm contact	NC 8 A resistive - 250 V	
Thermal protection (overheating)	90° C	
Detection	integrated	
Protection	IP 54	
Detection levels in mm	On: 18, Off: 12, Alarm: 21	
Sound level at 1 m	21.5 dBA*	35 dBA**
Safety standards	CE	
RoHS and WEEE directives	compliant	

Ref. Sauer mann DELTA PACK DP1082SIUA23

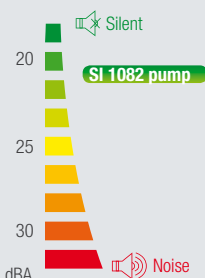
Dimensions in mm	Length	Width	Height
Pump	66	44	77
Cover	165	165	60

Kit contents: SI1082 or SI1200 pump / anti-vibration mounting bracket / 1.5 m cable (3 core power supply - 2 core alarm contact) / pump cover / 750 mm of duct model 80x60 mm / 5 m rubber tube Ø15mm / rubber joint / ceiling duct / 3 tie-wraps / 4 screws + rawl plugs.



** In application (measured in Sauer mann acoustic lab, pump operating with water)

SOUND LEVEL



* In accordance with EN ISO 3744. Measured by the LNE, French National Metrology and Test Laboratory, on the pump operating alone with water.

EASY TO INSTALL, SIMPLE TO MAINTAIN

These complete kits intended for wall mounted air conditioning units include a mono block piston pump with built in detection unit equipped with its new anti-vibration bracket, 75 cm of 80 x 60 mm duct, clip-on cover and mounting accessories.

BENEFITS

Low sound level :

- Quiet pump
- Insulated corner piece
- Anti vibration mounting bracket

Easy to install :

- Reversible mounting bracket enables it to be mounted on the left or right of the air conditioning unit
- No visible edge to edge connection
- Rapid plug in electrical connection
- Spacious corner piece for routing Ø 5/8"-3/8" refrigerated tubing
- **Reduced maintenance:** no clogging

RECOMMENDED ACCESSORIES



DRAIN FITTING

ACC 00205: 6 self-sealing fittings to discharge fittings.



ANTI-SIPHONING KIT

ACC 00214: to prevent siphoning



RAPID PLUG IN CONNECTION

AIR CONDITIONING

WALL SPLIT SYSTEMS

CONSOLE UNITS / FAN COILS

CEILING SUSPENDED UNITS / DUCTED UNITS

SI 3080 / SI 3100 / SI 3200

MINI PUMPS

for **10 kW** (SI 3080 / SI 3100)

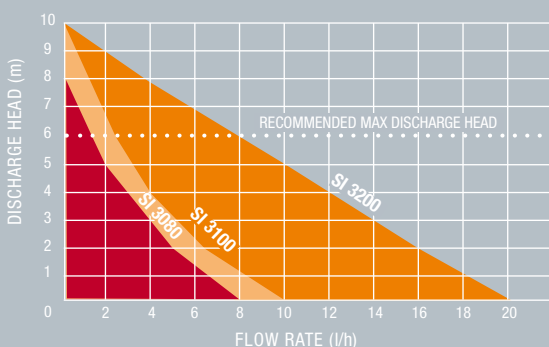
up to **20 kW** (SI 3200) air conditioning units

TECHNICAL CHARACTERISTICS	SI 3080	SI 3100	SI 3200
Max flow rate	8 l/h	10 l/h	20 l/h
Max suction head	1 m	2 m	
Max discharge head	6 m		
Electric power	10 W	18 W	
Electric voltage	230 V~ 50/60 Hz		
Alarm contact	NC 8 A resistive - 250 V		
Thermal protection (overheating)	90° C		
Detection	remote		
Protection	IP 20		
Detection levels in mm	On: 16, Off: 11, Alarm: 19		
Sound level at 1 m*	20,2 dBA	25,1 dBA	32,4 dBA
Safety standards	CE		
RoHS and WEEE directives	compliant		

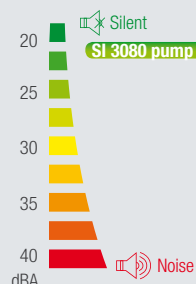
Ref. Sauermann SI 3080	SI3080SIUN23
Ref. Sauermann SI 3100	SI3100SIUN23
Ref. Sauermann SI 3200	SI3200SIUN23

Dimensions in mm	Length	Width	Height
Pump unit	66	44	59
Detection unit	55	38	36

Kit contents : Pump / Detection unit / Rubber anti-vibration mounting bracket / 1.5 m power cable / Detection unit installation kit : 35 mm blond rubber Ø 15 mm, vent pipe Ø 4 x 6 mm – 75 mm, self-adhesive mounting rail.



SOUND LEVEL*



* In accordance with EN ISO 3744. Measured by the LNE, French National Metrology and Test Laboratory, on the pump operating alone with water.

LOW SOUND LEVEL

The quietest range of mini two piece piston pumps on the market. Specially designed for air conditioning units with limited internal space.

Supplied with anti-vibration mounting bracket and a detection unit with a 3 level float (On/Off/Alarm).

BENEFITS

SI 3080 very low sound level

Compact size

Low maintenance

Quick and easy assembly

No fine mesh filter

Comb for trapping large particles

Reversible anti-vibration mounting bracket

Dual discharge on detection unit

RECOMMENDED ACCESSORIES



PVC HOSE

ACC 00105 : clear PVC hose Ø 6 mm, 5 m.

ACC 00150 : clear PVC hose Ø 6 mm, 50 m.

ACC 00151 : reinforced clear PVC hose. Ø 6 mm, 50 m



DRAIN FITTING

ACC 00205 : 6 self-sealing fittings to discharge fittings



ANTI-SIPHONING KIT

ACC 00214 : to prevent siphoning



EXTENSION CABLE

To connect the detection unit

ACC 00703 : 3 m long

ACC 00705 : 5 m long

WALL SPLIT SYSTEMS

FAN COILS

CEILING SUSPENDED UNITS / DUCTED UNITS

COMPACT SIZE HIGH CAPACITY

Compact pump, designed for air conditioning units with limited interior space.

Its reputation and reliability make it particularly **attractive and competitive**.

BENEFITS

Compact size

Low sound level

RECOMMENDED ACCESSORIES



PVC HOSE

- ACC 00105**: clear PVC hose Ø 6 mm, 5 m.
- ACC 00150**: clear PVC hose Ø 6 mm, 50 m.
- ACC 00151**: reinforced clear PVC hose, Ø 6 mm, 50 m



DRAIN FITTING

- ACC 00205**: 6 self-sealing fittings to discharge fittings



EXTENSION CABLE

- To connect the detection unit
- ACC 00703**: 3 m long.
- ACC 00705**: 5 m long.

SI 2750 MINI PUMP for air conditioners up to 10 kW



COMES WITH
ANTI-VIBRATION MOUNTINGS

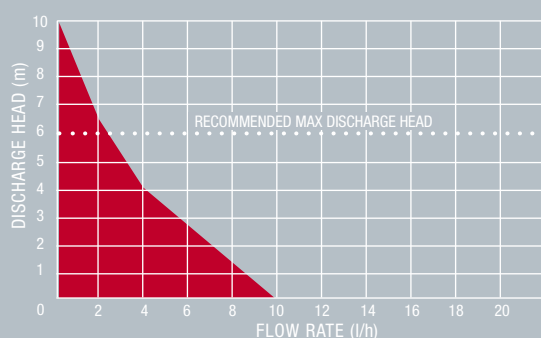
TECHNICAL CHARACTERISTICS

Max flow rate	10 l/h
Max suction head	2 m
Max discharge head	6 m
Electric power	18 W
Electric voltage	230 V ~ 50/60 Hz
Alarm contact	NO - NC 8 A resistive - 250 V
Thermal protection (overheating)	90° C
Protection	IP20
Detection	remote
Detection levels in mm	On: 16, Off: 11, Alarm: 19
Sound level at 1 m*	≤ 32 dBA
Safety standards	CE
RoHS and WEEE directives	compliant

Ref. Sauermann SI2750

SI2750SIAN23N

Dimensions in mm	Length	Width	Height
Pump unit	61	38	76
Detection unit	55	38	36



Kit contents : piston pump / detection unit / anti-vibration mounting bracket / detection unit installation kit: 35 mm blond rubber Ø 15 mm, vent pipe Ø 4x6 mm – 75 mm, self-adhesive mounting rail.

* In application (measured in Sauermann acoustic lab, pump operating with water)

WALL SPLIT SYSTEMS

AIR CONDITIONING CABINETS/UNITS

CONSOLE UNITS/FAN COILS

CEILING SUSPENDED UNITS/DUCTED UNITS

THE IDEAL COMBINATION: MINIMUM SIZE, MAX FLOW RATE

This 2 piece condensate removal pump comes supplied with a detection unit fitted with a 3 level float (On/Off/Alarm).

The combination of its compact size and power makes it ideal for high capacity wall or ceiling mounted air conditioning units.

BENEFITS

Compact size

High capacity

High flow rate

Rapid electrical connection by multi-pin connector

RECOMMENDED ACCESSORIES



PVC HOSE

ACC 00105 : clear PVC hose Ø 6 mm, 5 m.
ACC 00150 : clear PVC hose Ø 6 mm, 50 m.
ACC 00151 : reinforced clear PVC hose Ø 6 mm, 50 m.



DRAIN FITTING

ACC 00205 : 6 self-sealing fittings to discharge fittings



FILTER

ACC 17010 : in line filter.



EXTENSION CABLE

To connect the detection unit
ACC 00703 : 3 m long
ACC 00705 : 5 m long

SI 1730

CONDENSATE REMOVAL PUMP

for air conditioners up to **30 kW**



PRACTICAL:
MULTI-PIN
CONNECTOR



TECHNICAL CHARACTERISTICS

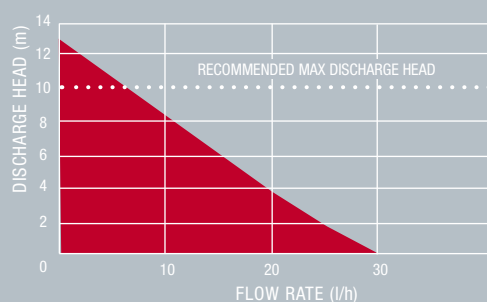
Max flow rate	30 l/h
Max suction head	2.5 m
Max discharge head	10 m
Electric power	35 W
Electric voltage	230 V~ 50 Hz
Alarm contact	NO – NC 8 A resistive - 250 V
Thermal protection (overheating)	90° C
Detection	remote
Detection levels in mm	On: 16, Off: 11, Alarm: 19
Sound level at 1 m *	≤ 42 dBA
Safety standards	CE
RoHS and WEEE directives	compliant

Ref. Sauer mann SI 1730

SI1730SIUN23

Dimensions in mm	Length	Width	Height
Pump unit	74	52	95
Detection unit	55	38	36

Kit contents : pump / detection unit / 6 way connector (power: L, N, E + alarm: C, NO, NC) and connector protector / Detection unit installation kit: 35 mm blond rubber Ø 15 mm, vent pipe Ø 4x6 mm – 75 mm, self-adhesive mounting rail.



* In application (measured in Sauer mann acoustic lab, pump operating with water)

AIR CONDITIONING

COLUMN / AIR CONDITIONING UNITS

MULTI-CASSETTES



EE 1650

MONO BLOCK PUMP WITH BUILT IN TANK

for air conditioners up to **30 kW**

HIGH PERFORMANCE AND VERSATILE PUMP

High capacity mono block piston pump (30 l/h), semi-submersible, integral 0.5 litre Tank, **recommended for high capacity refrigeration and air conditioning units.** **Leak tight**, it can be installed below or inside the condensate drain tank.

BENEFITS

- High performance
- Compact design
- Built in tank (0.5 l)
- Leak tight: IP 65
- Semi-submersible option

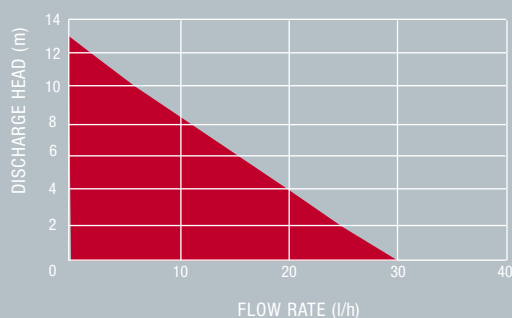
TECHNICAL CHARACTERISTICS

Max flow rate	30 l/h
Max discharge head	13 m
Electric power	35 W
Electric voltage	230 V~ 50/60 Hz
Alarm contact	NC 8 A resistive - 250 V
Thermal protection (overheating)	90° C
Detection	integrated
Protection	IP 65
Detection levels in mm (tank)	On: 25, Off: 19, Alarm: 28
Detection levels in mm (in pan)	On: 28, Off: 22, Alarm: 31
Sound level at 1 m*	≤ 52 dBA
Safety standards	CE
RoHS and WEEE directives	compliant

Ref. Sauer mann EE 1650

EE1650SIUN23

Dimensions in mm	Length	Width	Height	Tank
Pump unit	160	85	88	0.5 l



* In application (measured in Sauer mann acoustic lab, pump operating with water)

RECOMMENDED ACCESSORIES



PVC HOSE

- ACC 00105:** clear PVC hose Ø 6 mm, 5 m.
- ACC 00150:** clear PVC hose Ø 6 mm, 50 m.
- ACC 00151:** reinforced clear PVC hose Ø 6 mm, 50 m.



DRAIN FITTING

- ACC 00205:** 6 self-sealing fittings to discharge fittings.

HEATING

AIR CONDITIONING

REFRIGERATION

GAS CONDENSING BOILERS

COLUMN AIR CONDITIONING UNITS

MULTI-CASSETTES

DUCTED UNITS

REFRIGERATED DISPLAY CABINETS

EVAPORATORS

GAS FURNACES

SI 1800 / SI 1802 kit CENTRIFUGAL TANK PUMP

for air conditioning units,
refrigerated display cabinets (SI1800)
and gas condensing boilers (SI1802 kit)



TECHNICAL CHARACTERISTICS

Max flow rate	500 l/h
Max discharge head	5.0 m
Electric power	70 W
Electric voltage	230 V~ 50 Hz
Alarm contact	NC 4 A resistive - 250 V
Thermal protection (overheating)	105° C (auto reset)
Max. condensate temperature	65° C (80° C in short peak)
Max. condensate acidity	pH > 2.5
Detection	integrated
Protection	IP 20
Detection levels in mm	On: 43, Off: 27, Alarm: 67
Sound level at 1 m*	≤ 45 dBA
Safety standards	CE
RoHS and WEEE directives	compliant

Ref. Sauermann SI 1800 SI1800SCUN23
Ref. Sauermann SI 1802 Kit SI1802SCAN23

Dimensions in mm	Length	Width	Height	Tank
Pump unit	279	130	171	2 l

Actual flow rates in l/h, using Ø 10 mm pipework

Discharge head	Total pipe length			
	5 m	10 m	20 m	30 m
1 m	380	300	240	190
2 m	310	260	200	150
3 m	240	200	145	110
4 m	150	130	80	60
5 m	30	20	0	0

Kit contents : pump SI 1800 (integrated check valve), installation kit: 2 screws + rawl plugs, 2 m 3 core power cable, 2 core alarm cable (contact NC)
SI 1800: + Ø 10 mm to 6 mm adaptor.
SI 1802: + 5 m roll clear PVC hose
Ø 10 mm + Ø 10 to 10 mm straight connector + Ø 10 to 6 mm adaptor + Ø 10 to 20mm adaptor.

* In application (measured in Sauermann acoustic lab, pump operating with water)

VERSATILE

A 2 litre centrifugal tank pump capable of evacuating up to **500 l/h** of charged, high temperature (**65° C - 80° C in short peak**) or acidic (**pH > 2.5**) condensates from **gas condensing boilers** (SI1802 kit). Also suitable for air conditioning and industrial refrigeration units (SI1800).

BENEFITS

Built in tank (2 l)

Integrated check valve

5 metre discharge head

RECOMMENDED ACCESSORIES



PVC HOSE

ACC 00125: clear hose Ø 10 mm, 25 m.
ACC 00126: clear hose Ø 10 mm, 50 m.



INSTALLATION KIT

ACC 00110: 3 condensate input adaptors*
1 x ACC 00225: for tube 1", Ø 24-25 mm,
1 x ACC 00230: for tube 1" 1/4, Ø 32 mm,
1 x ACC 00240: for tube 1" 1/2, Ø 40 mm.
*Also available individually



CHECK VALVE

ACC 00801: Ø 10 mm.



SI 1805 / SI 1820

SI 1806 kit / SI 1821 kit

CENTRIFUGAL TANK PUMPS

For gas condensing boilers, air conditioning units and refrigerated display cabinets.

3/8 AND 1/4 OUTLET
SUPPLIED WITH PUMP



SI 1805



SI 1820

TECHNICAL CHARACTERISTICS

	SI 1805 pump	SI 1820 pump
Max flow rate	500 l/h	
Max discharge head	5.4 m	
Mains supply	230 V~ 50/60 Hz - 90 W	
Alarm contact	NC 4 A resistive - 250 V	
Thermal protection (overheating)	130° C	
Protection	IP 20	
Max condensate temperature	80°C	
Max condensate acidity	pH > 3.4	
Detection	integrated	
Detection levels in mm (± 3mm)	On: 32; Off: 25; Alarm: 39	On: 50; Off: 37 Alarm: 75
Sound level at 1 m*	≤ 47 dBA	
Safety standards	CE	
RoHS and WEEE directives	compliant	

Ref. Sauermann SI 1805	SI1805SIAN23
Ref. Sauermann SI 1820	SI1820SIAN23
Ref. Sauermann SI 1806 kit	SI1806SIAN23
Ref. Sauermann SI 1821 kit	SI1821SIAN23

Dimensions in mm	Length	Width	Height	Tank
SI 1805 Pump unit	195	130	122	0,5 l
SI 1820 Pump unit	195	130	170	2,0 l

Actual flow rates in l/h, using Ø 10 mm pipework

Discharge head	Total pipe length			
	5 m	10 m	20 m	30 m
1 m	460	380	280	200
2 m	390	320	240	180
3 m	300	250	190	150
4 m	200	180	130	100
5 m	90	80	60	50

Kit contents: pump (integrated check valve), installation kit: 2 screws and 2 rawl plugs.

SI 1805 / SI 1820: + 1 m cable: 3 core power supply L, N,E, 2 core alarm contact C+NC) + Ø 10 mm to 6 mm adaptor.

SI 1806 / SI 1821 kits: 1.4 m 3 core power cable (L,N,E) + 1.4 m 2 core alarm cable (NC contact) + 5 m roll PVC hose Ø 10 mm + Ø 10 to 10 mm straight connector + Ø 10 mm to 20 mm adaptor.

HEATING

AIR CONDITIONING

REFRIGERATION

GAS CONDENSING BOILERS

COLUMN AIR CONDITIONING UNITS

MULTI-CASSETTES

DUCTED UNITS

REFRIGERATED DISPLAY /COLD STORE CABINETS

EVAPORATORS

GAS FURNACES

WITHSTAND EXTREME CONDENSATE TEMPERATURES

Centrifugal tank pumps (500 l/h)

capable of evacuating **charged, high temperature (80°C) and acidic**

(pH > 3.4) condensates from gas

condensing boilers (SI 1806 and SI 1821

kits). Also suitable for air conditioning and

refrigeration units (SI1805 / SI 1820).

BENEFITS

5.4 meter discharge head

500 l/h capacity

Compact design

High flow rate

RECOMMENDED ACCESSORIES



INSTALLATION KIT

ACC 00110: 3 condensate input adaptors*
1 x ACC 00225: for tube Ø 24-25 mm (1"),
1 x ACC 00230: for tube Ø 32 mm (1" 1/4),
1 x ACC 00240: for tube Ø 40 mm (1" 1/2).

* Also available individually



CHECK VALVE

ACC 00801: Ø 10 mm.

* In application (measured in Sauermann acoustic lab, pump operating with water)



SI 1850



SI 1822

SI 1822 / SI 1850

CENTRIFUGAL TANK PUMPS

for gas condensing boilers, air conditioning units and refrigerated display cabinets

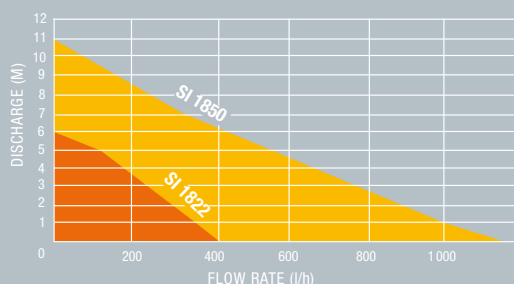
TECHNICAL CHARACTERISTICS

	SI 1822	SI 1850
Max flow rate	380 l/h	1100 l/h
Max discharge head	5.8 m	10 m
Electric power	90 W	325 W
Electric voltage	230 V~ 50 Hz	
Alarm contact	NC 4 A resistive - 250 V	
Thermal protection (overheating)	105° C	135° C
Max. condensate temperature	65° C	87° C
Max. condensate temperature acidity	pH > 3.4	
Detection	integrated	
Detection levels in mm	On: 75 Off: 20 Alarm: 90	On: 81 Off: 48 Alarm: 101
Sound level at 1 m*	≤ 47 dBA	≤ 66 dBA
Safety standards	CE	
RoHS and WEEE directives	compliant	

Ref. Sauermann SI 1822
Ref. Sauermann SI 1850

SI1822SIUN23
SI1850SIUN23

Dimensions in mm	Length	Width	Height	Tank
SI 1822	305	152	235	3,8 l
SI 1850	305	152	257	3,8 l



Kit contents: pump (integrated check valve)

* In application (measured in Sauermann acoustic lab, pump operating with water)

HEATING

AIR CONDITIONING

REFRIGERATION

GAS CONDENSING BOILERS

COLUMN AIR CONDITIONING UNITS

MULTI-CASSETTES

DUCTED UNITS

REFRIGERATED DISPLAY / COLD STORE CABINETS

EVAPORATORS

GAS FURNACES

HIGH PERFORMANCE PUMPS

These centrifugal tank pumps combine power and high flow rates (380 l/h and 1100 l/h). They are recommended for **evacuating heavy, charged, high temperature (65°C/87°C) and acidic (pH > 3.4) condensates** from gas condensing boilers, air conditioning and industrial refrigeration units.

BENEFITS

Built in large volume tank (3.8 l)
Thermal protection: 105°C and 135°C
Up to 10 m discharge head

RECOMMENDED ACCESSORIES



PVC HOSE

ACC 00125: clear hose Ø 10 mm, 25 m.
ACC 00126: clear hose Ø 10 mm, 50 m.



ADAPTORS

ACC 00110: 3 condensate input adaptors*
1 x ACC 00225: for tube 1", Ø 24-25 mm,
1 x ACC 00230: for tube 1" 1/4, Ø 32 mm,
1 x ACC 00240: for tube 1" 1/2, Ø 40 mm.
*Also available individually

NEW

CAN BE INSTALLED
WHITHOUT
THE TANK



SI 1830

CENTRIFUGAL TANK PUMP

for oil condensing boilers, air conditioning units
and refrigerated display cabinets

TECHNICAL CHARACTERISTICS

Max flow rate	400 l/h
Max discharge head	3,7 m
Electric power	75 W - 0,80 A
Electric voltage	230 V~ 50 Hz
Alarm contact	NC 4 A resistive - 250 V
Thermal protection (overheating)	120° C (auto reset)
Max condensate temperature	65° C (80°C in short peak)
Max. condensate temperature acidity	pH > 2
Detection	integrated
Detection levels in mm	On: 27, Off: 21, Alarm: 32
Sound level at 1 m*	≤ 43 dBA
Protection	IPX4
Safety standards	CE
RoHS and WEEE directives	compliant

Ref. Sauer mann SI 1830 SI1830SCAN23

Dimensions in mm	Length	Width	Height	Tank
Pump	221	100	106	0,5 l

Actual flow rates in l/h, using Ø 10 mm pipework

Discharge head	Total tpipe length			
	5 m	10 m	20 m	30 m
1 m	320	270	190	150
2 m	240	200	130	100
3 m	150	110	70	50
3.7 m	50	40	25	15

Kit contents: pump (integrated check valve) / 2 m 3 core power cable (L,N,E) / alarm cable 1 m / 5 m roll clear PVC hose Ø 10 mm / Ø 10 to 10 mm straight connector / Ø 10 mm (3/8") to 20 mm adaptor / 2 screws + rawl plugs.

HEATING

AIR CONDITIONING

REFRIGERATION

OIL CONDENSING BOILERS

GAS CONDENSING BOILERS

COLUMN AIR CONDITIONING UNITS

MULTI-CASSETTES

COLD STORE CABINETS

EVAPORATORS

GAS FURNACES

A HIGH RESISTANCE PUMP

Designed for oil condensing boilers, the SI 1830 can handle acidic and high temperature condensates. The pump is protected from water splashes and acidic fumes by a waterproof tank. Due to its compact design, it can easily fit where space is restricted and can either be installed with or without tank.

BENEFITS

Waterproof: IP X4

Low sound level

Compact design

Semi-submersible design

RECOMMENDED ACCESSORIES



PVC HOSE

ACC 00125: clear hose Ø 10 mm, 25 m.

ACC 00126: clear hose Ø 10 mm, 50 m.



ADAPTORS

ACC 00110: 3 condensate input adaptors*
1 x ACC 00225: for tube 1", Ø 24 - 25 mm,
1 x ACC 00230: for tube 1" 1/4, Ø 32 mm,
1 x ACC 00240: for tube 1" 1/2, Ø 40 mm.

*Also available individually



PE 5000



REPLACEABLE HEADS



PE 5100



PE 5200



AIR CONDITIONING

REFRIGERATION

WALL SPLIT SYSTEMS

- CONSOLE UNITS / FAN COILS —
- COLUMN AIR CONDITIONING UNITS —
- CEILING SUSPENDED UNITS / DUCTED UNITS —
- REFRIGERATED DISPLAY / COLD STORE CABINETS —
- EVAPORATORS —

COMPACT

Peristaltic pumps* help lift charged condensates. Among **the most compact on the market**, they combine **silence with a practical and clever design**: detachable and replaceable heads and tubes = optimised maintenance and cost.

For wall mounted air conditioning units, **the PE 5200 is also available in trunking**.

The detection unit takes place into the corner piece. The pump is mounted in the ceiling.

* These pumps must not operate continuously
PE5000 pump **MUST NOT** be used on INVERTER or reversible air-conditioning units.

BENEFITS

Compact design

12 meter discharge head

Very quiet in operation

Replacement head - no need to reposition sensors

RECOMMENDED ACCESSORIES



REPLACEMENT HEAD

PE 5001: replacement head for peristaltic pumps.



REPLACEMENT TUBE

PE 5002: replacement tube, 2 end pieces, 1 tube.



ADAPTOR

PE 5003: diameter reduction adaptor for Ø 6 mm in to Ø 15 mm

PE 5000 / PE 5100 / PE 5200

PERISTALTIC PUMPS

For applications up to **8 kW**

TECHNICAL CHARACTERISTICS

Max flow rate	6 l/h	
Max suction head	2 m	
Max discharge head	12 m	
Electric voltage	230 V~ 50/60 Hz - 11 W	
Alarm contact PE 5200	NC 8 A - 250 V	
Protection	IP 65	
Sound level at 1 m *	≤ 30 dBA	
Detection	PE 5000	cooling signal
	PE 5100	temperature differential
	PE 5200	float sensor
Safety standards	CE	
RoHS and WEEE directives	compliant	

Ref. Sauermann PE 5000	PE5000SIUN23
Ref. Sauermann PE 5100	PE5100SIUN23
Ref. Sauermann PE 5200	PE5200SIUN23

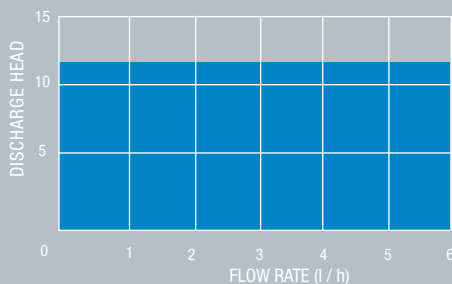
Dimensions in mm	Length	Width	Height
Pump	109	110	91
Detection unit	55	39	36

Standard kit contents: pump / 1.7 m cable including 2 power supply cables / sliding plastic bracket / 35 mm blond rubber Ø 15mm, PE 5003 adaptor, to reduce the diameter from 15 to 6 mm

Additional PE 5100 kit contents: 2 x 3.5 m detection cables (ambient air, cold air)

Additional PE 5200 kit contents: Detection unit with 1.5 m cable / Detection unit installation kit: vent pipe Ø 4x6 mm - 75 mm, self-adhesive mounting rail

Additional PE 5200 in trunking kit contents : standard kit contents + additional PE5200 kit contents + bracket for ceiling mounting / trunking bracket / trunking corner piece / 750 mm of duct model 80x60 mm / 5 m rubber tube Ø15mm / rubber joint / ceiling duct / tie-wraps / 4 screws + rawl plugs



* In application (measured in Sauermann acoustic lab, pump operating with water)

REFRIGERATED DISPLAY

COLD STORE CABINETS

SI 1930 MEMBRANE PUMP

For applications up to
4 refrigerated display cabinets



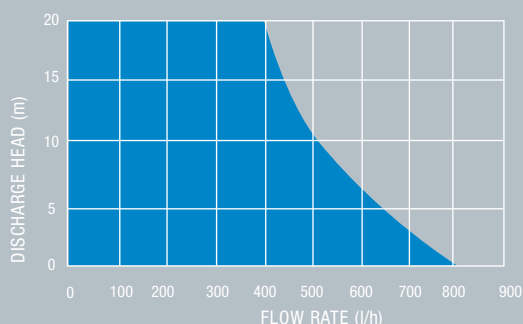
TECHNICAL CHARACTERISTICS

Max flow rate	800 l/h
Max discharge head	20 m
Electric power	100 W
Electric voltage	230 V ~ 50/60 Hz
Alarm contact	NO - 8 A resistive - 250 V
Detection levels in mm	On: 34, Off: 25, Alarm: 44
Sound level at 1 m*	≤ 63 dBA
Safety standards	CE
RoHS and WEEE directives	compliant

Ref. Sauermann SI 1930

SI1930SIUN23

Dimensions in mm	Length	Width	Height	Tank
Pump	460	300	92	4,5 l



* In application (measured in Sauermann acoustic lab, pump operating with water)

VERY POWERFUL, FOUR WAY PUMP

Membrane pump intended for lifting condensates charged with de-icing water from refrigerated display cabinets, evaporators and cold store cabinets. **Four times more efficient, it evacuates condensates from 4 cabinets and treats them 4 times faster than standard pumps.** Ultra flat (92 mm), its compact size (L 460 mm x l 300 mm) allows it to slide easily under refrigerated display cabinets.

BENEFITS

Stainless steel tank

Ventilated motor

Can run dry

Built in alarm

RECOMMENDED ACCESSORIES



GLAND

ACC 00316: for flexible tube 5/8".



GLAND

ACC 00340: for flexible tube 1 1/2".

CASSETTES

CEILING SUSPENDED UNITS

DUCTED UNITS

COMPATIBLE WITH MARKET STANDARDS

Centrifugal pump identical to those supplied as standard in cassettes and ceiling mounted units.

As a maintenance kit, it comes supplied with:

- a metal bracket with "universal" mounting holes that fit all major brands currently available on the market

- a 85 cm cable with connector and single level alarm detection unit.

This pump can be used to replace the following KS1000 models: KS1001ERTH23, KS1001FDCH23, KS1001FSCH23, KS1001HAC023, KS1001PDIT23, KS1001SAC023, KS1001TATH23, KS1001TPMA23, KS1001VCIT23, KS1002ADAN23, KS1001SAC023, KS1006MQFR23.

BENEFITS

Silent

RECOMMENDED ACCESSORIES



PVC HOSE

ACC 00125: clear hose Ø 10 mm, 25 m.
ACC 00126: clear hose Ø 10 mm, 50 m.

SI 2052

MAINTENANCE KIT WITH CENTRIFUGAL PUMP

For applications up to **20 kW**



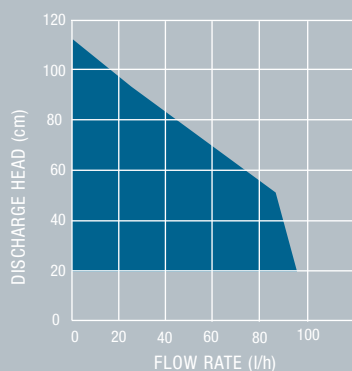
TECHNICAL CHARACTERISTICS

Max flow rate	70 l/h
Max discharge head	95 cm
Electric power	14 W
Electric voltage	230 V~ 50/60 Hz
Alarm contact	NC 50 VA resistive - 250 V
Thermal protection (overheating)	impedance protected
Alarm level	18 mm
Sound level at 1 m *	≤ 30 dBA
Safety standards	CE
Directive RoHS	compliant

Dimensions in mm	Length	Width	Height
Pump unit	88	75	94

Kit contents:

KS2052 / power cable: 85 cm with waterproof special connector/ single level detection unit: DET01550



* In application (measured in Sauermann acoustic lab, pump operating with water)

ACCESSORIES

ACC 00105		PVC hose To connect the pump to the discharge outlet	Clear hose Ø 6 mm int. (1/4" ID), 5 m long. For SI 1082 / SI 3080 / SI 3100 / SI 3200 / SI 2750/ SI 1730 / PE 5000 / PE 5100 / PE 5200	Plastic bag
ACC 00150		PVC hose To connect the pump to the discharge outlet	Clear hose Ø6 mm int. (1/4" ID), 50 m long for SI 1082 / SI 3080 / SI 3100 / SI 3200 / SI 2750/ SI 1730 / PE 5000 / PE 5100 / PE 5200	Filmed roll
ACC 00151		PVC hose To connect the pump to the discharge outlet	Reinforced clear hose Ø 6 mm int. (1/4" ID), 50 m long. SI 1082 / SI 3080 / SI 3100 / SI 3200 / SI 2750/ SI 1730 / PE 5000 / PE 5100 / PE 5200	Filmed roll
ACC 00125		PVC hose To connect the pump to the discharge outlet	Clear hose Ø10 mm int. (3/8" ID), 25 m long. For centrifugal pumps, SI 2052 and PE 6250	Filmed roll
ACC 00126		PVC hose To connect the pump to the discharge outlet	Reinforced clear hose Ø10 mm int. (3/8" ID), 25 m long. For centrifugal pumps, SI 2052 and PE 6250	Filmed rolls
ACC 00106		Rubber extension To connect condensate outlet to the detector inlet	Blond rubber, 50 cm long, Ø15 mm int. for SI 1082 / SI 3080 / SI 3100 / SI 3200 / SI 1730 / PE 5200	1 pc, in plastic bag
ACC 00110		Special kit for SI1800 type centrifugal pumps Adaptor for large diameter tube	1x ACC00225 for tube Ø 24-25mm (1"), 1x ACC00230 for tube Ø32mm (1¼"), 1x ACC00240 for tube Ø40mm (1½"). For centrifugal pumps	3 pcs, blister
ACC 00201		Adaptor To reduce condensate tray / detector outlet diameter	Ø22 mm ext. to Ø17mm ext. For SI 1082 / SI 3080 / SI 3100 / SI 3200 / SI 1730 / PE 5200	1 pc, blister
ACC 00202		Adaptor To reduce condensate tray / detector outlet diameter	Ø32 mm ext. to Ø17mm = ext. For SI 1082 / SI 3080 / SI 3100 / SI 3200 / SI 1730 / PE 5200	1 pc, blister
ACC 00203		Adaptor To reduce condenser / detector outlet diameter	Ø32 mm ext. to Ø17 mm ext. for SI 1082 / SI 3080 / SI 3100 / SI 3200 / SI 1730 / PE 5200	1 pc, blister
ACC 00204		Straight and elbow connectors To connect 2 tubes	For Ø 6 mm int. (1/4") ID tube 5 no. elbows, 5 no. straight pieces. For SI 1082 / SI 3080 / SI 3100 / SI 3200 / SI 1730 / PE 5000 / PE 5100 / PE 5200	10 pcs, blister
ACC 00207		Straight connectors To connect 2 tubes	For Ø6 mm int. (1/4") tubes. For SI 1082 / SI 3080 / SI 3100 / SI 3200 / SI 1730 / PE 5000 / PE 5100 / PE 5200	10 pcs, blister
ACC 00211		Tee connectors To connect 3 tubes	For Ø6 mm int. (1/4") tubes. For SI 1082 / SI 3080 / SI 3100 / SI 3200 / SI 1730 / PE 5000 / PE 5100 / PE 5200	5 pcs, blister
ACC 00213		Straight connectors To connect 2 tubes	For Ø10 mm int. (3/8") tube. For centrifugal pumps SI 2052/ PE 6250	5 pcs, blister
ACC 00205		Drain fitting For leak tight connection to the PVC drainage tube	For Ø6 mm int. (1/4") tube. For SI 1082/ SI 3080 / SI 3100 / SI 3200 / SI 2750/ SI 1730 / PE 500 / PE 5100 / PE 5200	6 pcs, blister
NEW ACC 00215		Drain fitting For leak tight connection to the PVC drainage tube	For Ø10 mm int. (3/8") tube. For centrifugal pumps.	3 pcs, blister
ACC 00208		90° Rubber elbow To connect detector inlet	Black rubber, Ø15 mm int. to Ø15 mm int	1 pc, blister
ACC 00209		«S» type rubber hose Allows the position of the detector to be lowered in relation to the condensates tank.	Black rubber, Ø15 mm int. to Ø15 mm int	1 pc, blister
ACC 00210		90° Rubber elbow To connect the detector inlet to the condensates tank	Black rubber, Ø17 mm int. to Ø15 mm int.	1 pc, blister

ACCESSORIES

Part number	Application description	Technical Description	Packaging
ACC 00212	 Adaptor To aid installation of detector in mini split units	Plastic, Ø14 to Ø17 mm OR Ø15.6 to Ø17 mm	5 pcs, blister
ACC 00214	 Anti-siphoning kit To prevent siphoning when the discharge point is lower than the detector level	IN: for tube Ø6 mm int. (1/4") OUT: for tube Ø10 mm int. (3/8")	5 pcs, blister
ACC 00220	 Rubber condensate outlet adaptor. For rigid pipe	Ø10 mm (3/8") to Ø20 mm (3/4"). For centrifugal pumps. and SI 2052	1 pc, blister
ACC 00225 ACC 00230 ACC 00240	 Rubber condensate inlet adaptors. To connect two different diameter pipes together	ACC00225: for tube Ø24-25 mm (1") ACC00230: for tube Ø32mm (1¼"), ACC00240: for tube Ø40mm (1½") For centrifugal pumps.	1 pc, blister 1 pc, blister 1 pc, blister
ACC 00310	 Gland for flexible tube	For Ø10mm (3/8") tube For centrifugal pumps. and SI 2052	1 pc, blister
ACC 00316	 Gland for flexible tube	For Ø16 mm (5/8") tube For SI 1930	1 pc, blister
ACC 00340	 Gland for flexible tube	For Ø40 mm (1½") tube For SI 1930	1 pc, blister
ACC03225	 Rubber adaptors To connect two different diameter pipes together	Black rubber connectors for Ø25 mm (1") to Ø32 mm (1¼") pipe For SI 1930	3 pcs, blister
ACC00401	 Test bottle To test pump without dismantling unit		1 pc
ACC 00425 ACC 00430 ACC 00440	 Condensate inlet adaptors To connect two different diameter pipes together	ACC00425: 3 x ACC00225 for tube Ø24-25 mm (1") ACC00430: 3 x ACC00230 for tube Ø32mm (1¼") ACC00440: 2 x ACC00240 for tube Ø40 mm (1½")	3 pcs, blister 3 pcs, blister 2 pcs, blister
ACC 00601	 Control switch To operate an additional alarm and switch on the pump	115 / 230 V~ - 10 A 61 x 60 x 27 mm	1 pc, blister
ACC 00703	 Extension cable To increase the length between the detection unit and the pump	3 m long For SI 3080 / SI 3100 / SI 3200 / SI 1730 / PE 5200	1 pc, blister
ACC 00705	 Extension cable To increase the length between the detection unit and the pump	5 m long For SI 3080 / SI 3100 / SI 3200 / SI 1730 / PE 5200	1 pc, blister
ACC 00801	 Check valve	For Ø10 mm int. (3/8") tube For SI 1805 / SI 1820 / SI1830 / SI 2052	1 pc, blister
ACC 00805	 Check valve	For Ø6 mm int. (1/4") tube For SI 1082 / SI 3080 / SI 3100 / SI 3200 / SI 1730	5 pcs, blister
ACC 02040	 Inlet adaptor	Ø 24-25 - 32 - 40mm For SI 1800/ SI 1805 / SI 1820 / SI 1850	1 pc, blister
ACC 17010	 In-line filter	For Ø6 mm int. (1/4") tube For SI 3080 / SI 3100 / SI 3200 / SI 1730	1 pc, blister
PE 5001	 Replacement head for peristaltic pumps	For peristaltic pumps	1 pc, blister
PE 5002	 Replacement tube	2 end pieces, 1 tube For peristaltic pumps	1 pc, blister
PE 5003	 Diameter reduction adaptor	For Ø6 mm int. (1/4") to Ø15 mm int. tube For peristaltic pumps	1 pc, blister
PE 5005	 Replacement tube	2 end pieces, 1 tube For peristaltic pumps For PE 6250	1 pc, blister
SI 2958	 Detection unit	For tube: * IN: Ø15 mm int. * OUT: Ø6 mm int. (1/4") For SI 1082 / SI 1730 / SI 2750 / SI 3080 / SI 3100 / SI 3200 / PE 5200 / SI 1082 / SI 1730	1 pc, blister

* Accessories are only guaranteed for the applications for which they are recommended.

COOLING CAPACITY AND EXAMPLES OF ACTUAL FLOW RATES

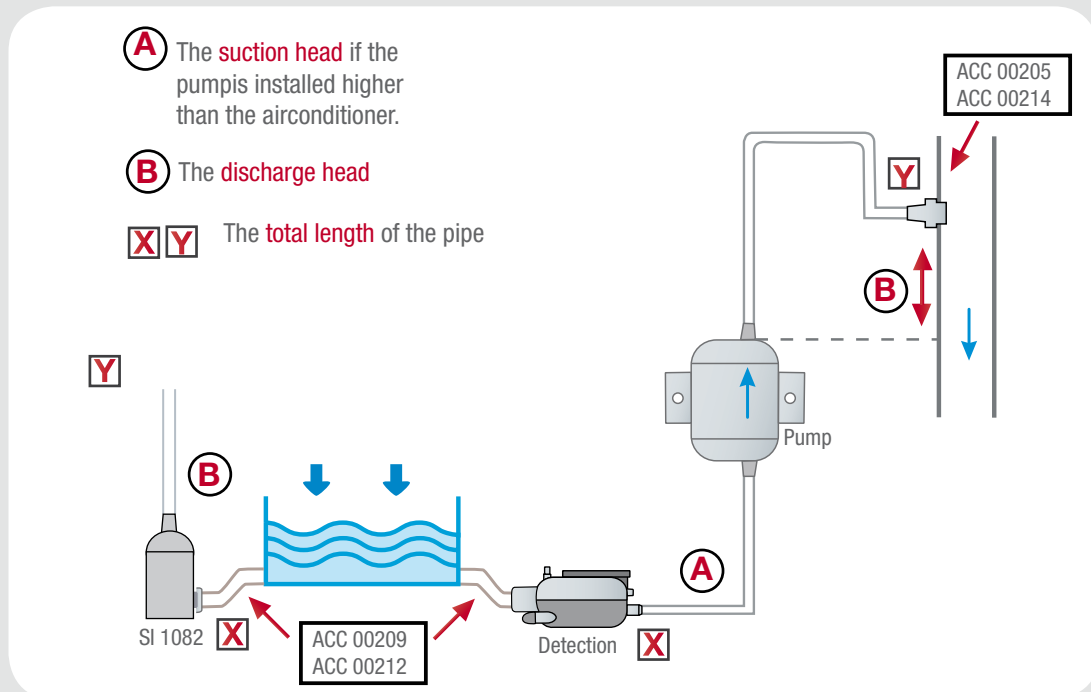
THE REFRIGERATING CAPACITY GIVES YOU THE VOLUME OF CONDENSATES TO BE REMOVED

Use the cooling capacity information supplied by the manufacturer of the air conditioner. It is generally estimated that, for normal usage conditions, the volume of condensates to be removed varies from 0.5 to 0.8 l/hr per kW of cooling capacity. This value may be doubled in very humid areas.

For example: a cooling capacity of 3 kW will produce from 1.5 to 2.4 l/hr of condensates to be removed.

INSTALLATION OVERVIEW :

For pumps SI 1082, SI 3080, SI 3100, SI 3200, SI 2750, SI 1730, PE 5200.



Connections are always made above the level of the pump to prevent a siphon effect in the pipes and the pump becoming unprimed ($B > 0$).

NOTE: If the discharge connection is made below the level of the pump then fit the Sauermann anti-siphon device ACC00214.

GROUP NETWORK

SAUERMANN INDUSTRIE S.A

Parc d'activités de l'orée de Chevry
Route de Férolles
77173 Chevry Cossigny / France
Tel.: (+33) 01 60 62 06 06
Fax: (+33) 01 60 62 09 09
E-mail: info@sauermann.fr

SAUERMANN ITALIA S.R.L.

Via G.Golini 61/11
40024 Castel S.Pietro Terme (Bo) / Italy
Tel.: (+39)-051-6951033
Fax: (+39)-051-942254
E-mail: info@sauermann.it

SAUERMANN UK Ltd.

Units 7 – 9, Trident Business Park
Amy Johnson Way
Blackpool - Lancashire FY4 2RP
United Kingdom
Tel.: + 44 (0) 01253 340170
Fax: + 44 (0) 01253 340179
E-mail: sales@sauermann-uk.com

SAUERMANN GmbH

Kernerstrasse 18
D-74223 Flein / Germany
Tel: (+49) 07131/399990
Fax: (+49) 07131/399992
E-mail: Sauer mann-Flein@t-online.de

DIVISION PENINSULA IBERICA

C/ribera del Sena, s/n-Edificio APOT-3º
28042 Madrid / Spain
Tel.:(+34) 91 701 02 53
Fax: (+34) 91 532 87 37
E-mail: juliocastelao@sauermann.es

DIVISION SCANDINAVIA, BALTIC COUNTRIES, RUSSIA

Parkgade 8
6440 Augustenborg / Denmark
Tel.: (+45) 74 47 10 78
mobil: (+45) 40 59 10 78
E-mail: peter.remontius@get2net.dk

SAUERMANN N.A. Corp.

415 Oser Avenue
Suite P, Hauppauge, NY 11788 / USA
Tel.: (+1) 631-234-7600
Fax: (+1) 631-234-7605
E-mail: sales@sauermann.us

SAUERMANN Shanghai Co. Ltd.

1, Chang xu Road, Ju Yuan new park,
201808, Jiading District , Shanghai
R.P. China
Tel.: (+ 86) 21 69 16 89 61
Fax: (+ 86) 21 69 16 89 62
E-mail: info@sauermann.com.cn

SAUERMANN Hong Kong Ltd

Room C, 5th floor, Sing-Ho Finance Building,
166-68 Gloucester road, Hong Kong SAR
E-mail: sales@sauermannpumps.hk

